


The Ultimate Beginner's Guide to Watercolor with Mixed Media: Unleash Your Creativity!

Watercolor painting is a beautiful and versatile medium that can be used to create a wide range of effects. When combined with mixed media, the possibilities are endless.



A Beginner's Guide to Watercolour with Mixed Media: Inspirational projects and innovative techniques

by Alison C. Board

★★★★☆ 4.4 out of 5

Language : English

File size : 204499 KB

Screen Reader : Supported

Print length : 144 pages



This comprehensive guide will teach you everything you need to know to get started with watercolor and mixed media, including:

- The essential materials you need
- Basic watercolor techniques
- How to use mixed media to create unique effects
- Tips and tricks for beginners

Essential Materials

Before you get started, you'll need to gather the following materials:

- Watercolor paints
- Watercolor brushes
- Watercolor paper
- Mixed media supplies (such as acrylic paint, ink, markers, or collage materials)

Basic Watercolor Techniques

Once you have your materials, you can start learning the basic watercolor techniques. These include:

- **Wet-on-wet:** This technique involves applying watercolor to wet paper. This creates a soft, flowing effect.
- **Wet-on-dry:** This technique involves applying watercolor to dry paper. This creates a more controlled, precise effect.
- **Dry-on-dry:** This technique involves applying watercolor to dry paper, then adding water later. This creates a textured, layered effect.
- **Glazing:** This technique involves applying multiple layers of watercolor over each other. This creates a rich, luminous effect.

Using Mixed Media

Mixed media can be used to add a variety of effects to your watercolor paintings. Some popular mixed media techniques include:

- **Acrylic paint:** Acrylic paint can be used to add bold colors and textures to your paintings.

- Ink: Ink can be used to create fine lines and details.
- Markers: Markers can be used to add vibrant colors and patterns.
- Collage materials: Collage materials can be used to add texture and interest to your paintings.



Tips and Tricks for Beginners

Here are a few tips and tricks to help you get started with watercolor and mixed media:

- Start with simple projects. This will help you build confidence and learn the basic techniques.
- Experiment with different materials and techniques. There is no right or wrong way to use watercolor and mixed media.
- Don't be afraid to make mistakes. Mistakes are part of the learning process.
- Practice regularly. The more you practice, the better you will become.
- Have fun!

Watercolor painting with mixed media is a beautiful and rewarding hobby. With a little practice, you can create stunning works of art that will bring you joy for years to come.

So what are you waiting for? Get started today and unleash your creativity!



A Beginner's Guide to Watercolour with Mixed Media: Inspirational projects and innovative techniques

by Alison C. Board

★★★★☆ 4.4 out of 5

Language : English

File size : 204499 KB

Screen Reader : Supported

Print length : 144 pages


FREE

DOWNLOAD E-BOOK



Sky Island Trot Cap Bill Adventure: A Captivating Tale for Children of All Ages

Prepare yourself for an extraordinary adventure that will ignite your imagination and transport you to a world beyond your wildest dreams....



The 14 Day Quarantine Recipe: A Culinary Adventure During Isolation

In these extraordinary times of quarantine, where many of us find ourselves confined within the walls of our homes, cooking has emerged as a...